

Dear Rising 5th Grade Students,

You did it! You are a 4th grade success! I look forward to you moving over one room and becoming the leaders for those who are younger than you. 5th Grade has a lot of responsibilities and being a leader is the most important one!


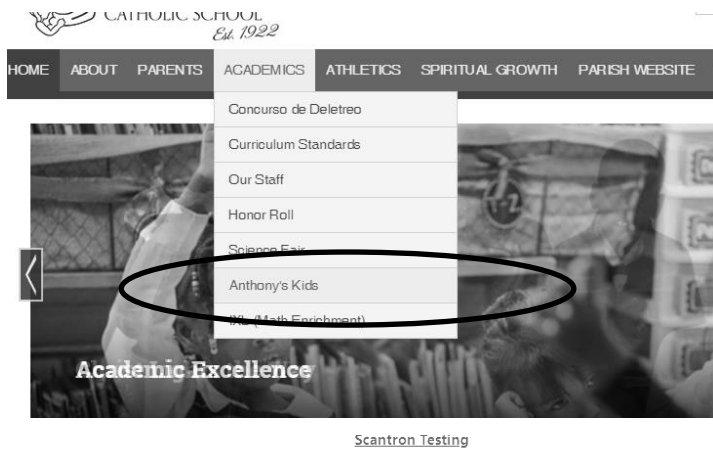
*Please be safe this summer: **relax, pray, and play!*** To help you, I have three relaxing things for you to do over the summer. They are very easy, but will keep your brain active:

For those <u>with</u> computer access:	For those <u>without</u> computer access:
<p>1. iXL</p> <p>a. Go to the 4th Grade section. Required: 85% mastery. (I know you love the prizes, but it is not necessary for you to score 100%).</p> <ul style="list-style-type: none"> i. Section A (A.1-A.13: Number sense) ii. Section B (B.1-B.8: addition) iii. Section C (C.1-C.5: subtraction) 	<p>Or:</p> <p>1. Simple Solutions</p> <p>A. Complete the 4th grade SS book and bring it in on the first day of school.</p> <p>2. If you completed Simple Solutions during 4th grade, I will send you something different via your parent’s email.</p>
<p>1. Typing practice- Before doing your iXL, take 5 minutes to play one of the typing games.</p> <p>➤ You can find these on the Anthony’s Kids page. (see instructions to access it below)</p>	<p>Or:</p> <p>1. Practice your cursive writing. Write 3 letters in cursive throughout the summer:</p> <ul style="list-style-type: none"> 1. A letter to yourself as a fifth grader 2. A letter to yourself in college 3. A letter to yourself when you are 50 years old.
<p style="text-align: center;">Reading- Choose any 3 books and enjoy them!</p> <p>To turn in on the 1st day of school: Select one of the three you read and draw a cartoon strip of you talking to the main character. What would you say to each other?</p> <ul style="list-style-type: none"> 1. The conversation MUST be related to something that happened in the book. 2. The cartoon MUST be at LEAST 6 boxes. 3. This will be considered a book report, so do your best work by coloring in the lines, writing neatly, and spell correctly. 	

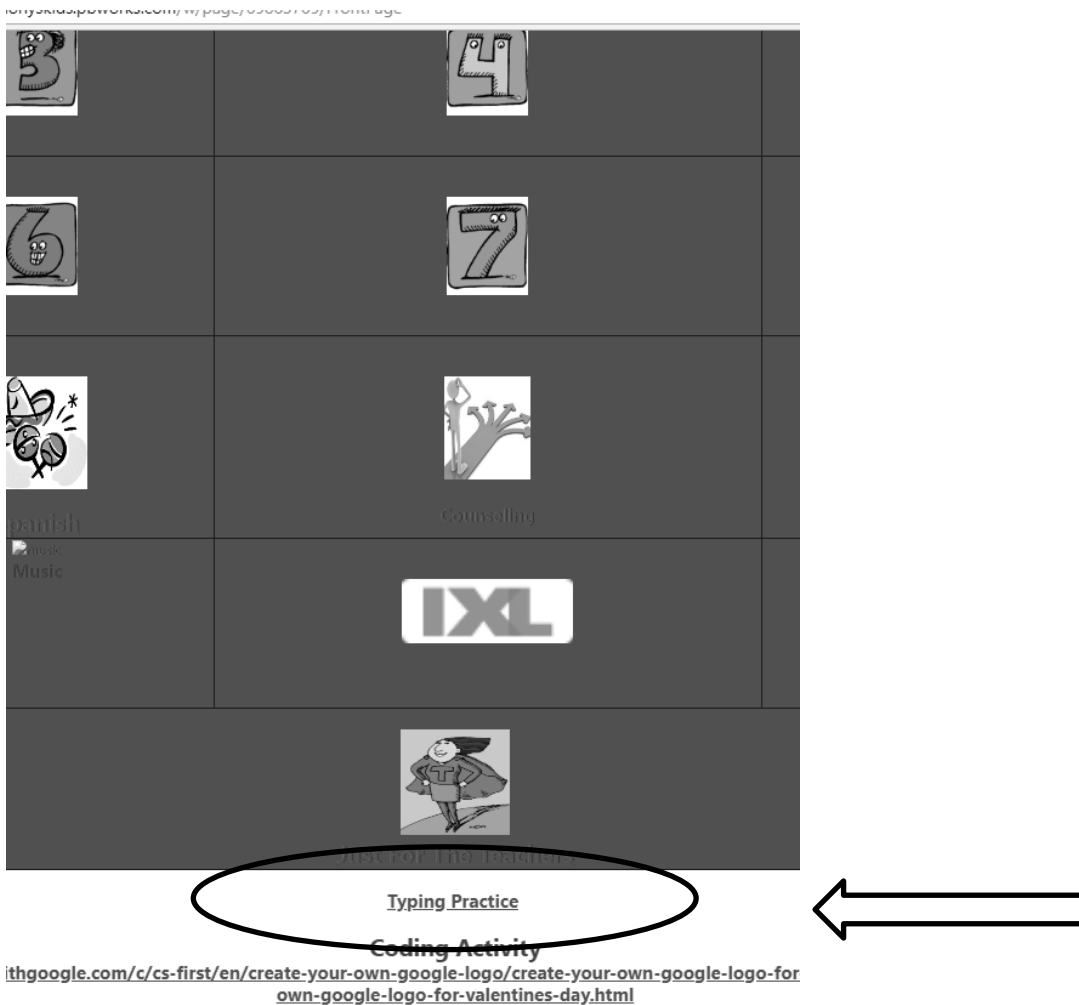
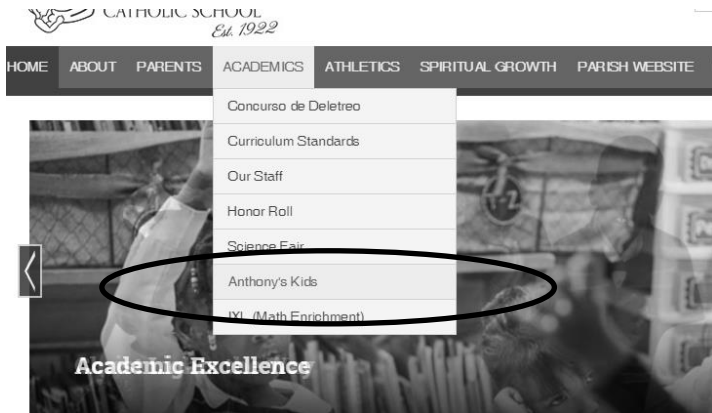
I will be praying for you all summer. God bless you,
Sister Maria, O.P.

HOW to get to iXL and typing links:

1. **iXL**- To sign in, go to the St. Anthony homepage website; Look for “Anthony’s Kids” and scroll down to iXL



2. Typing practice- Look on the Anthony’s Kids page. Scroll down to the iXL link and go a little further... the typing practice link is 3 items below the iXL link. It is called **“Typing Practice”** From there, you can choose from several links for practice.



The screenshot shows a web browser window with three tabs: 'Inbox (82) - sister.maria@...', 'St. Anthony Catholic Sch...', and 'anthonykids [licensed fo...'. The address bar shows the URL 'anthonykids.pbworks.com/w/page/105928521/Typing%20Practice'. The page title is 'Typing Practice' and it was last edited by Ryan Storr 2 years, 1 month ago. The page content, which is circled in black, contains the following text and links:

<http://kidstyping.weebly.com/>

The most dangerous typing app:
<http://www.themostdangerouswritingapp.com/>

Typing Attack:
<http://www.typingtest.com/games.html>

Choose any of these and you can select the practice game you prefer.